

**WRD750D24 to SMA Female Waveguide to Coax
 Adapter Square Cover Flange With 7.5 GHz to 18 GHz
 Frequency Range For X-Ku Band**

The SMW7518DRS is a waveguide to coaxial adapter with a frequency range of 7.5 to 18 GHz, operating in the X-Ku band. This adapter offers a precision tolerance square cover flange and a WRD750D24 waveguide interface size. SMW7518DRS is constructed of copper to ensure durability and repeatable RF performance. The SMA female connector mates with commercially available 2.92mm and 3.5mm connectors. The package is REACH and RoHS compliant.

Configuration

| | |
|----------------|--------------|
| Waveguide Size | WRD750D24 |
| Flange | Square Cover |
| RF Connector | SMA Female |
| Impedance | 50 Ohms |
| Body Geometry | Right Angle |

Electrical Specifications

| Description | Min | Typ | Max | Units |
|-----------------|-----|-----|-------|-------|
| Frequency Range | 7.5 | | 18 | GHz |
| VSWR | | | 1.3:1 | |
| Insertion Loss | | 1 | | dB |

Mechanical Specifications

Size

| | |
|--------|-----------------------|
| Length | 1.25 in [31.75 mm] |
| Width | 1.38 in [35.05 mm] |
| Height | 1.38 in [35.05 mm] |
| Weight | 0.24559 lbs [111.4 g] |

RF Connector

| | |
|------------------------------|----------------------------|
| Connector Type | SMA Female |
| Specification | 30µ in. min. |
| Contact Material and Plating | Beryllium Copper, Gold |
| Body Material and Plating | Passivated Stainless Steel |

Waveguide Interface

| | |
|---------------------------|--------------|
| Waveguide Type | WRD750D24 |
| Flange Type | Square Cover |
| Body Material and Plating | Copper |

Environmental Specifications

Temperature

| | |
|-----------------|-------------------|
| Operating Range | -55 to +120 deg C |
|-----------------|-------------------|

Compliance Certifications (see [product page](#) for current document)

Plotted and Other Data

Notes:

- Values at +25 °C, sea level unless stated otherwise

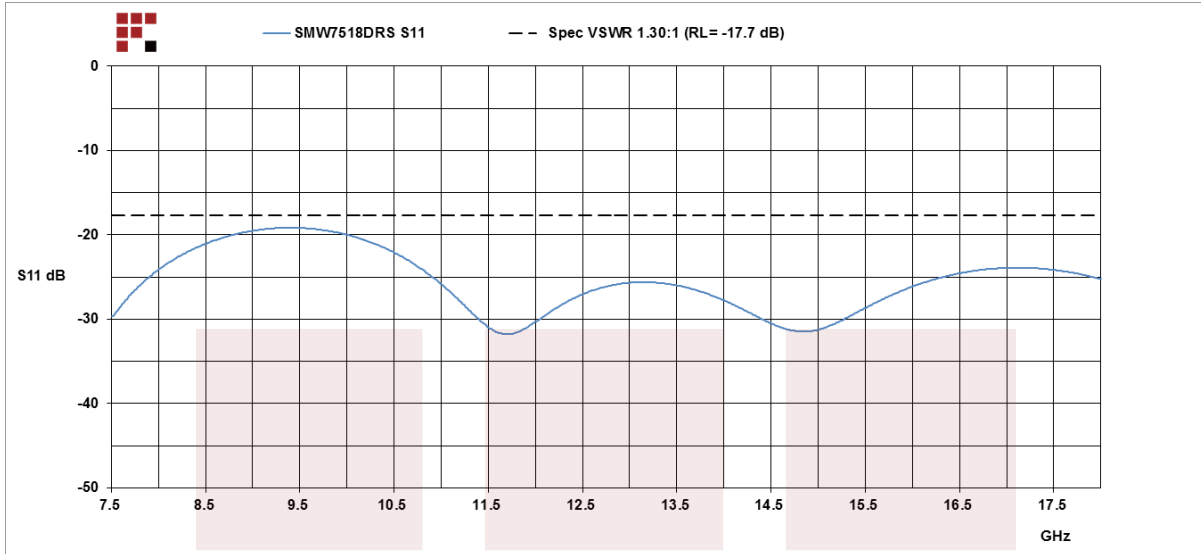


Features:

- X-Ku Band, 7.5 to 18 GHz Frequency Range
- WRD750D24 Waveguide Interface with Square Cover Flange
- SMA Female Coaxial Interface
- Comprehensive waveguide offerings also include E-Bends, H-Bends, Sections, Filters, Terminations, Couplers, and more.

Fairview Microwave
 1130 Junction Dr. #100
 Allen, TX 75013
 Tel: 1-800-715-4396 / (972) 649-6678
 Fax: (972) 649-6689
www.fairviewmicrowave.com
sales@fairviewmicrowave.com

Typical Performance Data

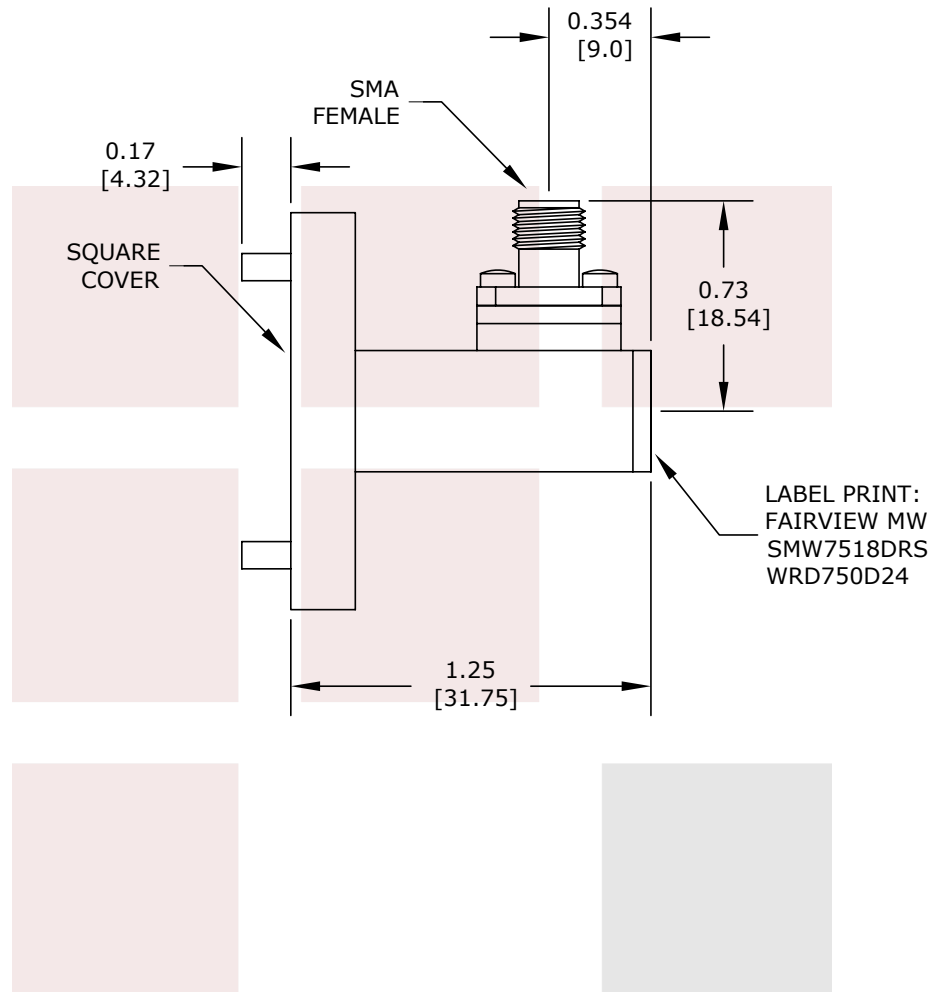


WRD750D24 to SMA Female Waveguide to Coax Adapter Square Cover Flange With 7.5 GHz to 18 GHz Frequency Range For X-Ku Band from Fairview Microwave is in-stock and available to ship same-day. All of our RF/microwave products are available off-the-shelf from our ISO 9001:2008 certified facilities in Allen, Texas. Fairview Microwave is RF on-demand.

For additional information on this product, please click the following link: [WRD750D24 to SMA Female Waveguide to Coax Adapter Square Cover Flange With 7.5 GHz to 18 GHz Frequency Range For X-Ku Band SMW7518DRS](https://www.fairviewmicrowave.com/wrd750d24-sma-female-connector-waveguide-coax-adapter-7.5-18-ghz-smw-7518drs)

URL: <https://www.fairviewmicrowave.com/wrd750d24-sma-female-connector-waveguide-coax-adapter-7.5-18-ghz-smw-7518drs-p.aspx>

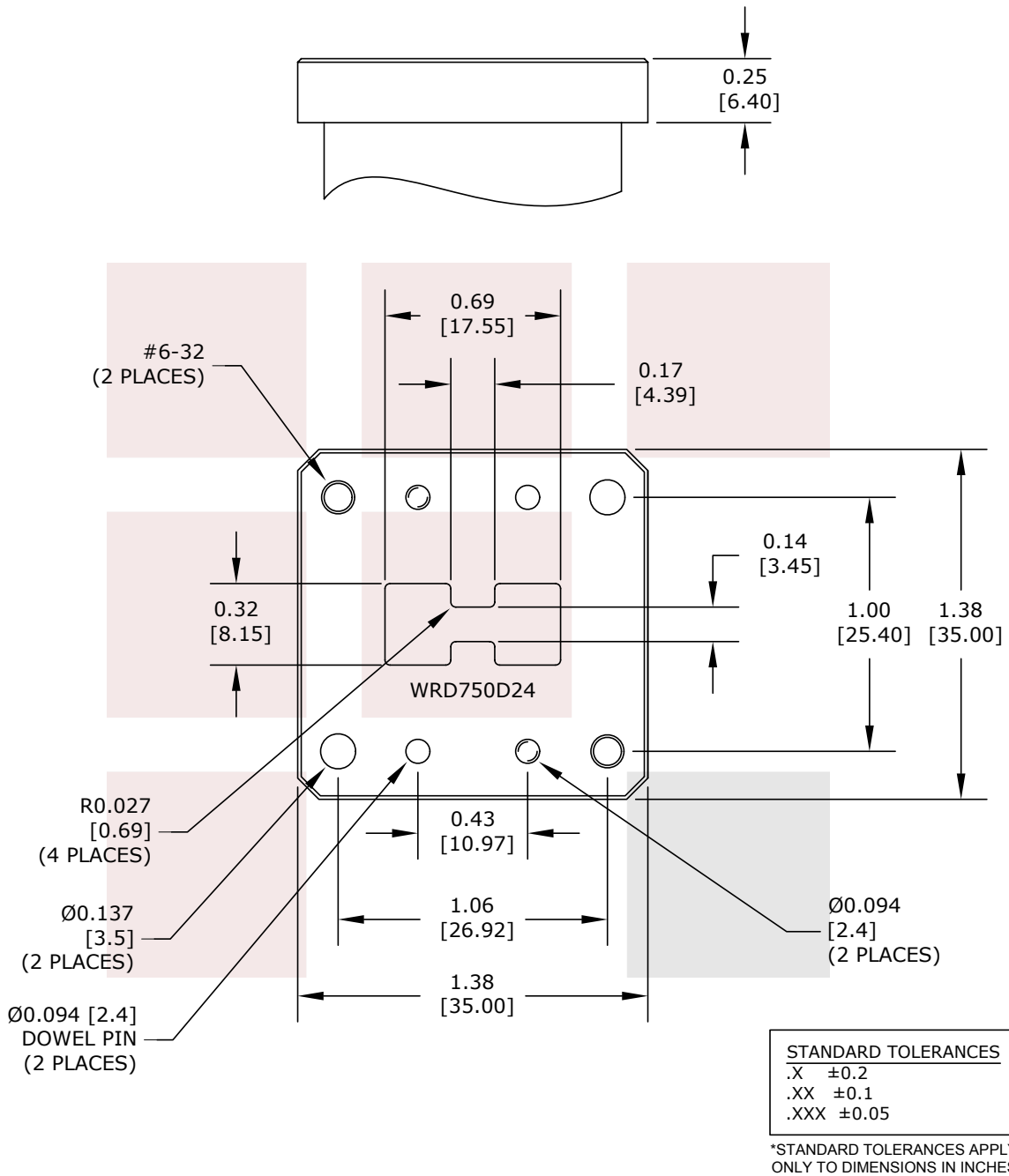
The information contained in this document is accurate to the best of our knowledge and representative of the part described herein. It may be necessary to make modifications to the part and/or the documentation of the part, in order to implement improvements. Fairview Microwave reserves the right to make such changes as required. Unless otherwise stated, all specifications are nominal. Fairview Microwave does not make any representation or warranty regarding the suitability of the part described herein for any particular purpose, and Fairview Microwave does not assume any liability arising out of the use of any part or documentation.



| STANDARD TOLERANCES | |
|---------------------|-------|
| .X | ±0.2 |
| .XX | ±0.1 |
| .XXX | ±0.05 |

*STANDARD TOLERANCES APPLY ONLY TO DIMENSIONS IN INCHES

| | | | | | |
|---|--------|---|-------|---------------------------|-------------|
| FAIRVIEW MICROWAVE INC. ALLEN, TX 75013 WWW.FAIRVIEWMICROWAVE.COM | | NOTES: 1. UNLESS OTHERWISE SPECIFIED ALL DIMENSIONS ARE NOMINAL. 2. ALL SPECIFICATIONS ARE SUBJECT TO CHANGE WITHOUT NOTICE AT ANY TIME. 3. DIMENSIONS ARE IN INCHES [mm]. | | | |
| TITLE WRD750D24 to SMA Female Waveguide to Coax Adapter Square Cover Flange With 7.5 GHz to 18 GHz Frequency Range For X-Ku Band | | DWG NO SMW7518DRS | | CAGE CODE 3FKR5 | |
| CAD FILE | 041316 | SHEET | SCALE | N/A | SIZE A 3045 |



| | | | | | |
|---|--------|---|-------|---------------------------|-------------|
| FAIRVIEW MICROWAVE INC. ALLEN, TX 75013 WWW.FAIRVIEWMICROWAVE.COM | | NOTES: 1. UNLESS OTHERWISE SPECIFIED ALL DIMENSIONS ARE NOMINAL. 2. ALL SPECIFICATIONS ARE SUBJECT TO CHANGE WITHOUT NOTICE AT ANY TIME. 3. DIMENSIONS ARE IN INCHES [mm]. | | | |
| TITLE WRD750D24 to SMA Female Waveguide to Coax Adapter Square Cover Flange With 7.5 GHz to 18 GHz Frequency Range For X-Ku Band | | DWG NO SMW7518DRS | | CAGE CODE 3FKR5 | |
| CAD FILE | 071816 | SHEET | SCALE | N/A | SIZE A 3045 |